

You may consider using the **Children's Media Manual** to complement each lesson. Through the manual, you can access and choose from a variety of multimedia types, such as audio, video, and interactive content. Find Unit 2 on pages 7–12.

Jesus, Our Lord and Savior

Begin

Say: Name people in your life whom you depend on every day. What do you depend on them for? I depend on my family to support and love me. Read aloud the unit title on page 22. **Say:** In this unit we will learn how Jesus depends on us to carry on his mission as members of his Church.


Introduce the Saint

Direct your child's attention to the picture of Saint Alphonsus Liguori and read aloud the text. **Say:** A Doctor of the Church is someone recognized as a model teacher of the faith. Saint Alphonsus Liguori wrote more than 100 works, and he is one of the most widely read authors on religion. He was a master of devotional literature.

Have your child read aloud the text. **Ask:** What order did Alphonsus found? (Redemptorists) **Say:** He met Sister Marie Celeste, who inspired him to found the Redemptorists, known for their preaching and missionary work. Explain that Alphonsus discovered a spiritual void among people and began teaching them the Gospel of Jesus.

Say: We remember Saint Alphonsus Liguori because he helped bring people back to God, and he taught people how to stay close to Jesus.

With your child add Alphonsus Liguori's feast day, August 1, to your calendar. Plan an event together to celebrate the writings of Saint Alphonsus Liguori.



New Life in Jesus

Engage: Page 22


- ▶ Together with your child, discuss ways we need Jesus' help. **Say:** *Through prayer, Jesus is present at all times of our life.*
- ▶ Read aloud the session title and the text below it. Discuss your child's response. **Say:** *Praying, being honest and caring people, and helping those less fortunate are ways we live as Jesus teaches us. In this session we will learn about Jesus' mission.*
- ▶ **Optional use of Media Manual:** From your Bible, read together Colossians 1:15–20. You may also listen to the audio recording and read the accompanying article through the media manual.
- ▶ Ask your child to think of different reasons why we might pray. Pray aloud the prayer together.

Explore: Pages 23–24

- ▶ Ask your child to retell the story of Adam and Eve. **Say:** *Adam and Eve didn't obey God, which caused a break in the relationship between God and humanity. This break brought sin into the world, and God sent Jesus to save us from sin.*
- ▶ Have your child read aloud page 23. **Ask:** *Why did Jesus live among us?* (to reconcile our relationship with God) *How does the Church continue Jesus' mission?* (It teaches the faith taught by Jesus to his apostles, and it speaks for justice and works for peace.) Ask your child to locate the words *mystery* and *Incarnation* in the Glossary.
- ▶ Read aloud The Role of the Holy Spirit in Jesus' Mission on page 24. **Ask:** *How does the Holy Spirit help in Jesus' mission?* (guides the Church in carrying on Jesus' teachings) *What kind of help does the Spirit give us?* (grace and strength through Baptism and Confirmation to live our lives as honest and caring people) Point out the vocabulary term. **Say:** *Baptism and Confirmation are examples of sanctifying grace because they are gifts from God.*
- ▶ Have your child read aloud Meet a Holy Person. **Ask:** *Why is Saint John XXIII important in Church history?* (His papacy was a turning point. He helped renew the Church.)

Art Exploration: Page 174

- ▶ Find in a magazine, in a book, or online a picture of Jesus showing his disciples that they are the building blocks of the Church.
- ▶ **Ask:** *What do you see in this picture?* Encourage children to describe the picture in detail, including the setting and what part of the building Jesus is touching.




- ▶ **Say:** *We are the stones upon which the Church is built, and Jesus is at the center of the Church. Jesus is like the capstone; he supports our faith in the Church.*
- ▶ Have your child turn to page 174. Read aloud the introduction and discuss the question.
- ▶ Read aloud Jesus'—and Our—Role in the Church. **Ask:** *What is our role in the Church? (to be a living sign of God's presence in the world)* **Say:** *The Holy Spirit strengthens our commitment to the Church, which helps us carry on Jesus' mission.*
- ▶ Have your child read aloud Building Your Life and complete the activity on a separate sheet of paper. Discuss his or her drawing.
- ▶ Read aloud Reading God's Word. **Say:** *Those who put their faith in Jesus put their faith in someone who is solid and sure.*
- ▶ Have your child paint a picture of your church. Invite your child to consider elements he or she thinks are important to a church, such as believers, priests, sacraments, faith, praise, and community. Instruct your child to write these words or draw pictures that represent these words in and around the bricks of the church building.

Reflect: Page 25

- ▶ Together look at page 25. **Ask:** *Why do you think the boy in the picture is smiling?* **Say:** *Talking to God is like talking to a good friend.*
- ▶ Have your child find a comfortable position and silently read the first two paragraphs. Then ask him or her to listen as you read aloud the Apostles' Creed. Read aloud the next paragraph and allow time for prayer. Close by praying *Amen* and the Sign of the Cross.
- ▶ Read aloud Talking with Jesus. **Ask:** *Why is the Apostle's Creed important? (It summarizes the basic teachings of the Church.)* Have your child complete the activity and then discuss his or her answers.

Respond: Page 26

- ▶ Ask your child to read aloud the Faith Summary. Review the Words I Learned in this session. Read aloud Ways of Being Like Jesus. Ask your child to suggest specific ways he or she can be an active participant in your parish.
- ▶ Read aloud the prayer as your child follows along. Pray the Sign of the Cross together.
- ▶ Read aloud the With My Family suggestions. Invite your child to choose one or more to complete today.



Meeting Jesus

Engage: Page 27


- ▶ With your child discuss gestures used in Church and in everyday life. **Say:** *How do you say hello, congratulate, or console a friend without words?*
- ▶ Read aloud the session title and text below it. Discuss your child's response. Prompt your child to think of more gestures, including ones that relate to touch and sight, such as hugs, kissing on the cheek, giving a thumbs-up, and smiling. **Say:** *Jesus touches our lives in many ways. In this session we will learn how Jesus touches our lives.*
- ▶ **Optional use of Media Manual:** From your Bible, read together Mark 16:19–20. You may also listen to the audio recording and read the accompanying article through the media manual.
- ▶ Ask your child to name ways he or she is a living sign for Jesus. Pray aloud the prayer together.

Explore: Pages 27–28

- ▶ Together with your child, make a sacrament chart by listing the names of the seven sacraments and writing one or two words to describe each sacrament. Leave space between each of the sacraments to add information as you read the text.
- ▶ Read aloud The Seven Sacraments. Then take turns reading aloud the next three paragraphs. Point out the vocabulary word. Together add to your sacrament chart how each sacrament is celebrated and its signs. Remind your child that Baptism, Confirmation, and the Eucharist are known together as the Sacraments of Initiation.
- ▶ Continue reading about the sacraments on page 28 and filling in your Sacrament chart. **Say:** *Sacraments help us grow in our faith and love for Jesus.* **Ask:** *What other ways does Jesus show us he cares for us?* Point out that Jesus' healing power is written about many times in the Bible.

Art Exploration: Page 175

- ▶ Find in a magazine, in a book, or online a picture of a group of people at the bedside of Jairus's ill daughter.
- ▶ **Ask:** *What do you see in this picture?* Encourage your child to describe the picture in detail, including the expressions on the faces of the people.
- ▶ **Say:** *Having faith in God means putting our trust in him. When we pray to God for help, we know that God is listening.*




- ▶ Have your child turn to page 175. Read aloud the introduction and discuss the question.
- ▶ Read aloud the heading and the Scripture passage. **Ask:** *What did Jairus show by going to Jesus?* (He showed that he trusted Jesus, even when people said it was too late.)
- ▶ Invite your child to read aloud Christ's Presence in the Sacraments. **Ask:** *How does Jesus touch our lives today?* (through the sacraments) **Say:** *Sacraments are blessings from God.*
- ▶ Read aloud Letter from Jairus's Daughter and ask your child to complete the activity on a separate sheet of paper. Discuss his or her letter together.
- ▶ Read aloud the Reading God's Word feature. **Say:** *Jesus performed many miracles to invite people to believe in the Father who sent him.*
- ▶ Provide your child with scissors, construction paper, and glue. Invite your child to make a mosaic to express a feeling he or she has in relation to receiving a sacrament, such as Baptism, Reconciliation, or the Eucharist.

Reflect: Page 29

- ▶ Together look at page 29. **Ask:** *What do you think the child in the picture is thankful for?* Ask your child to write on note cards blessings for which he or she is thankful. After your child reads each one aloud, **say:** *Thank you, God, for this special blessing that you gave me.*
- ▶ Invite your child to get comfortable as you read aloud the page. Allow time for your child to answer the question in the last paragraph silently. Encourage your child to speak with Jesus on his or her own.
- ▶ Have your child read aloud the first paragraph of We Are Blessed. **Say:** *Blessings are favors or good things.* Read aloud Find Your Blessings and ask your child to complete the activity. Discuss ways that both of you have received and given blessings to others.

Respond: Page 30

- ▶ Ask your child to read aloud the Faith Summary. Review the Word I Learned in this session. Read aloud Ways of Being Like Jesus. Ask your child to suggest specific ways he or she can give words of comfort to someone in need.
- ▶ Read aloud the prayer as your child follows along. Pray the Sign of the Cross together.
- ▶ Read aloud the With My Family suggestions. Invite your child to choose one or more to complete today.



Baptized into Christ

Engage: Page 31


- ▶ Together with your child, discuss groups to which the two of you belong, such as a sports team or a book club. **Say:** *The people of our Church are also members of a group.*
- ▶ Read aloud the session title and the text below it. Discuss your child's responses. Point out the picture. **Ask:** *What does getting baptized mean?* Discuss your child's answer. **Say:** *As members of a group, we have a responsibility to share, care, and respect the differences of others. In this session we will learn how we can do this.*
- ▶ **Optional use of Media Manual:** From your Bible, read together Acts of the Apostles 8:26–40. You may also listen to the audio recording and read the accompanying article through the media manual.
- ▶ Ask your child to compare his or her involvement in teams or clubs to his or her role as a member of the Church and your family. Pray aloud the prayer together.

Explore: Pages 31–32

- ▶ Share your memory of your child's Baptism. If possible, look at photos of the event. Discuss when the water was poured and the smell of the oils for the sacrament. Describe the baptismal candle and the white garment your child wore.
- ▶ Have your child read aloud the first paragraph of The Sacrament of Baptism. **Ask:** *How does Baptism affect our lives?* (It is a call to a new life; it welcomes us into the Church.)
- ▶ Read aloud The Rite of Baptism. Point out the vocabulary term. **Say:** *The white garment symbolizes purity of spirit and the candle symbolizes God's light within us. The oil symbolizes healing with the Gifts of the Holy Spirit.*
- ▶ Read aloud the first two sections on page 32. Point out the vocabulary word. **Say:** *We are identified as children of God by the permanent spiritual mark that we receive in Baptism.* Have your child read aloud How Are You a Steward? and complete the activity.

Art Exploration: Page 176

- ▶ Find in a magazine, in a book, or online a picture of Peter preaching to a crowd.
- ▶ **Say:** *What do you see in this picture?* Encourage your child to describe the picture in detail, including the actions of Peter and any others.
- ▶ **Say:** *Peter says that our sins will be forgiven and that we will receive the Holy Spirit.*




- ▶ Have your child turn to page 176. Read aloud the introduction and discuss the question.
- ▶ Have your child read aloud the heading and Scripture passage. **Ask:** *What did Peter want the people to do?* (to repent and be baptized)
- ▶ Read aloud Jesus, Salvation, and the Sacrament of Initiation. **Ask:** *What are the effects of the Sacraments of Initiation?* (They make us members of the Church and bring us closer to God.)
- ▶ Read aloud Interviewing Saint Peter and have your child write questions on a separate sheet of paper. Invite your child to share the questions with you.
- ▶ Have your child read aloud the Meet a Saint feature. **Ask:** *How can we follow the example set by Saint Francis?* (by not excluding others, by reaching out to those who are sick or in trouble)
- ▶ Ask your child to imagine being one of the people in the crowd listening to Peter. Ask your child to draw himself or herself into the scene and visually report the event he or she is witnessing.

Reflect: Page 33

- ▶ Together look at page 33. **Say:** *Notice how the boy in the picture is looking at the candle flame. The flame helps him focus his thoughts as he prays.*
- ▶ Invite your child to get into a comfortable position and focus on your words. Read aloud the prayer, pausing after each paragraph. Allow time at the end for personal reflection. Pray the Sign of the Cross together.
- ▶ Read aloud the title and the first paragraph of We Are a Light for the World. Together complete the activity.

Respond: Page 34

- ▶ Ask your child to read aloud the Faith Summary. Review the Words I Learned in this session. Read aloud Ways of Being Like Jesus. Ask your child to suggest specific ways he or she can serve the Church and the community.
- ▶ Read aloud the prayer as your child follows along. Pray the Sign of the Cross together.
- ▶ Read aloud the With My Family suggestions. Invite your child to choose one or more to complete today.



Growing in the Spirit

Engage: Page 35


- ▶ List these four headings on a dry erase board or poster board: Home, School, Skills/Activities, Faith. Ask your child to list how his or her responsibilities are growing this year in each category.
- ▶ Read aloud the session title and the text below it. Discuss your child's responses. Point out the picture. Refer to your chart and **ask:** *How do these changes and new opportunities make you feel?* Allow time for your child to share feelings involved with changing and growing up. **Say:** *In this session we will learn about the Sacrament of Confirmation.*
- ▶ **Optional use of Media Manual:** From your Bible, read together John 20:19–23. You may also listen to the audio recording and read the accompanying article through the media manual.
- ▶ Ask your child to think about how the Sacrament of Confirmation will help him or her take on more responsibilities as a Christian. Pray aloud the prayer together.

Explore: Pages 35–36

- ▶ Invite your child to reread the Ten Commandments and the Beatitudes in the back of his or her book. **Ask:** *What lessons for living our lives can we learn from the Ten Commandments and the Beatitudes?* (respect God and others, treat people fairly)
- ▶ Read aloud the first two paragraphs of Our Mission as Christians. **Ask:** *What is our mission as Christians?* (call to holiness, living a life dedicated to God and to the Church's mission)
- ▶ Read aloud Confirmation and Our Mission. Review the seven Gifts of the Holy Spirit. Look up each gift in the Glossary and discuss the definitions.
- ▶ Have your child read aloud page 36. **Say:** *Name two actions that occur during Confirmation.* (the laying on of hands and anointing with Chrism) **Ask:** *How does the Holy Spirit help us?* (He helps us believe, pray, love, perform good acts, and form a closer bond to Jesus. Confirmation gives us sanctifying grace.)

Art Exploration: Page 177

- ▶ Find in a magazine, in a book, or online a picture of the disciples joyfully receiving the Holy Spirit.
- ▶ **Ask:** *What do you see in this picture?* Encourage your child to describe the picture in detail, including the expressions on the faces of the disciples.




- ▶ **Say:** *The Holy Spirit gives us grace to believe and know the Father and the Son.*
- ▶ Have your child turn to page 177. Read aloud the introduction and discuss the question.
- ▶ Read aloud Given a Mission. **Ask:** *What is our mission as disciples of the Church? (to live like Jesus, be dedicated to God, help others)* **Say:** *The Holy Spirit is present to help us with our mission just as the Spirit was present to help the apostles.*
- ▶ Read aloud Acting Our Mission and have your child complete the activity. Discuss other ways we can act out our mission. **Say:** *When we receive the sacraments, we are brought closer to the heart of our mission. Confirmation gives us an opportunity to commit again to that mission.*
- ▶ Remind your child of the three symbols that represent the Holy Spirit: fire, wind, and a dove. Ask your child to think about which embodies the idea of the Spirit for himself or herself. Invite your child to make a self-portrait and include that symbol of the Holy Spirit in the picture.

Reflect: Page 37

- ▶ Together look at page 37. Suggest that your child focus on his or her meditative breathing as he or she prays today.
- ▶ Read aloud the introduction. Ask your child to close his or her eyes and get comfortable. Pray aloud the prayer. **Say:** *We can use this prayer to call on the Holy Spirit when we need comfort, courage, or understanding. Conclude by praying the Sign of the Cross.*
- ▶ Have your child read aloud the first paragraph of Understanding the Sacraments. Then read aloud the directions and have your child complete the chart. **Ask:** *How does Confirmation deepen our baptismal commitment? (It calls us to participate more fully in the Church's mission.)*

Respond: Page 38

- ▶ Ask your child to read aloud the Faith Summary. Review the Words I Learned in this session. Read aloud Ways of Being Like Jesus. Ask your child to suggest specific ways he or she can forgive others.
- ▶ Read aloud the prayer as your child follows along. Pray the Sign of the Cross together.
- ▶ Read aloud the With My Family suggestions. Invite your child to choose one or more to complete today.



Celebrating Advent

Engage: Page 39


- ▶ Together make a to-do list with items both you and your child need to do this week. **Ask:** *Why do we use to-do lists? (to get organized)* **Say:** *We have our own personal to-do list for the Advent season.*
- ▶ Have your child read aloud the session title and text. **Say:** *Christmas is a few weeks away, but there are many things to do before we can celebrate. In this session we will learn about Advent—the season when we prepare for the birth of Jesus.*
- ▶ **Optional use of Media Manual:** From your Bible, read together Matthew 1:18–25. You may also listen to the audio recording and read the accompanying article through the media manual.
- ▶ With your child, start a to-do list for the upcoming Advent season. Think about how you will prepare your family for your Advent traditions. Pray aloud the prayer together.

Explore: Page 40

- ▶ Discuss how your church changes during Advent. **Ask:** *What songs do we sing? What colors are used in the decorations? What color is used for the priest's vestments?*
- ▶ Read aloud the heading and first paragraph. **Say:** *We can always ask for God's help in preparing the way for Jesus.*
- ▶ Have your child read aloud the second paragraph and complete the activity. Discuss your child's ideas.
- ▶ Read aloud God's Gift of Eternal Life. Give your child a few minutes to complete his or her letter. Emphasize that the letter is personal and that you will not ask your child to share it with you.
- ▶ Read aloud the Reading God's Word feature. **Say:** *God tells us not to worry about things. He is always guiding our steps and watching out for us. During these four weeks of Advent, we can rest easy knowing that God is right beside us.*

Reflect: Page 41

- ▶ Discuss a favorite activity or event that helps your family prepare for Advent, such as attending a Nativity play.
- ▶ Read aloud Mass During Advent. **Say:** *Jesus was born so that we may have eternal life. This great gift of Jesus is what we prepare for during Advent. God's people must wait, hope, and prepare themselves to be able to accept God's gift.*
- ▶ Read aloud the section What We Experience. Point out the vocabulary term. Explain that God is present in the sacraments and that celebrating them brings us closer to God and helps us prepare to celebrate the birth of Jesus. Have your child read aloud The Gift of the Sacraments and complete the activity.
- ▶ Read aloud the Did You Know...? feature. **Say:** *Gaudete Sunday is the third Sunday of Advent. Gaudete is a word from the Latin Mass that means "rejoice."*



Art Exploration: Page 178

- ▶ Find in a magazine, in a book, or online a picture that shows a family attending a Christmas Mass.
- ▶ **Ask:** *What do you see in this picture?* Encourage your child to describe the picture in detail, including the weather conditions, the time of day, and decorations.
- ▶ **Say:** *There are many ways we prepare our hearts during Advent to better our relationship with God.*
- ▶ Have your child turn to page 178. Read aloud the introduction and discuss the question.
- ▶ Read aloud the heading and the first two paragraphs. **Ask:** *What gifts does the Church give us to perfect our relationship with God?* (the sacraments)
- ▶ Read aloud Preparing with My Family and discuss how your family prepares for the season of Advent together. Have your child complete the activity.
- ▶ Have your child make a print with his or her own linocut. Using a bar of soap and a plastic knife, have your child carve a design from a selection of sacramental symbols, such as a cross, chalice, or dove. Invite your child to design Advent greeting cards using your child's soap linocut and ink to stamp the symbol on the card.

Respond: Page 42

- ▶ Ask your child to read aloud the Faith Summary. Review the Words I Learned in this session. Read aloud Ways of Being Like Jesus. Ask your child to suggest specific ways he or she can tell family members how much they are loved.
- ▶ Read aloud the prayer as your child follows along. Pray the Sign of the Cross together.
- ▶ Read aloud the With My Family suggestions. Invite your child to choose one or more to complete today.