

You may consider using the **Children's Media Manual** to complement each lesson. Through the manual, you can access and choose from a variety of multimedia types, such as audio, video, and interactive content. Find Unit 5 on pages 25–30.

Morality, Our Lived Faith

Begin

Ask: *What saints have we learned about so far?* (Saint Augustine, Saint Alphonsus, Saint Ignatius of Loyola, Saint Bernadette) **Say:** *Tell me words that describe each of these saints.* Read aloud the unit title on page 85.

Say: *Our new unit will help us learn how Jesus is the model for the way we should live our lives. Saint Isaac Jogues gave his life while spreading the Good News as a missionary in North America.*

Introduce the Saint


Direct your child's attention to the picture of Saint Isaac Jogues. Have your child read aloud the text. Explain that a martyr is a person who suffers greatly or dies for a cause or a belief.

Have your child read aloud the first three paragraphs. **Ask:** *Where does Saint Isaac Jogues get sent to work as a missionary?* (an area that is now Canada and the northeast United States) *Whom did he try to help there?* (Native Americans) *Why was missionary work difficult?* (There were different languages, food, customs, and religious practices.) *What does Isaac Jogues's experience with the Mohawks tell you about his character?* (He still continued to preach and help others even though he was in prison.)

Have your child read silently the last two paragraphs. **Ask:** *Why did Isaac Jogues need special permission to say Mass?* (His hands were injured so he couldn't hold the host.) *Why did he go back to North America?* (He believed that he was needed there.) *What happened to him?* (He was killed for his beliefs.)

Say: *Saint Isaac Jogues is a good example of someone who lived like Jesus. What words would you use to describe his character and his work as a missionary?*

With your child add Isaac Jogues's feast day, October 19, to your calendar. Plan an event together to celebrate the life of Saint Isaac Jogues.



Making Moral Decisions

Engage: Page 85


- ▶ **Say:** Name a person you admire. **Ask:** How does this person treat others? What makes him or her so special? Share the name of a person whom you admire and tell why.
- ▶ Read aloud the session title and the text below it. Discuss your child's responses.
Say: In this session we'll learn that making moral decisions involves how we say yes or no to God and to the needs of others.
- ▶ **Optional use of Media Manual:** From your Bible, read together Matthew 6:19–21. You may also listen to the audio recording and read the accompanying article through the media manual.
- ▶ Together discuss some moral choices you face in your lives such as choosing not to lie and treating people with respect. Pray aloud the prayer together.

Explore: Pages 86–87

- ▶ Recall the story of "The Three Little Pigs." **Say:** This story teaches an important lesson about life. Jesus also used stories to teach people.
- ▶ Turn to page 86. Have your child read aloud Putting Our Lives on a Firm Foundation.
Ask: What do you think the phrase "storms of life" means? (difficult times)
- ▶ Read aloud the Did You Know ...? feature. **Ask:** What is a conscience? (an inner voice that helps us know God's Law and guides our choices)
- ▶ Have your child read silently Making Choices on page 87. **Ask:** How can knowing that Jesus is with us make a difference? (Knowing we are not alone helps us feel God's love and share it with others.) How can decisions affect our lives with God? (When we do things that are wrong, guilt interferes with our closeness with God.)

Art Exploration: Page 189

- ▶ Find in a magazine, in a book, or online an image of Saint Francis of Assisi.
- ▶ **Ask:** What do you see in this picture? Encourage your child to describe the picture in detail, including the animals surrounding Saint Francis.
- ▶ **Say:** Caring for others helps us to lead a moral life.
- ▶ Have your child turn to page 189. Read aloud the introduction and discuss the question.
- ▶ Have your child read aloud Saint Francis of Assisi. Point out the vocabulary word.
Ask: How can we follow Saint Francis's example in our own lives? (dedicate our lives to God, help those who are poor, care about animals, appreciate nature)




- ▶ Read aloud Everyday Appreciation. Allow time for your child to write his or her answer. Discuss your child's response.
- ▶ Tell your child that Saint Francis was inspired by nature. Encourage your child to make a mixed-media collage that shows what nature means to him or her. Provide magazines, fabric, buttons, sequins, sand, leaves, stones, and paint. Display the artwork in your home.

Reflect: Page 88

- ▶ Together look at page 88. **Say:** *The girl in the picture looks like she has a difficult choice to make. Remember that the Holy Spirit helps us know right from wrong. Through prayer we are able to overcome temptation.*
- ▶ Read aloud God Helps Us Make Choices. Include long, reflective pauses after each paragraph. Allow an additional minute at the end of your reading for personal reflection. Conclude by praying the Lord's Prayer together.
- ▶ Have your child read aloud the first paragraph of Making Choices: Roundtable Discussion. Discuss each question together and have your child record your answers.

Respond: Page 89

- ▶ Ask your child to read aloud the Faith Summary. Review the Word I Learned in this session. Read aloud Ways of Being Like Jesus. Ask your child to suggest specific ways to make good choices every day.
- ▶ Read aloud the prayer as your child follows along. Pray the Sign of the Cross together.
- ▶ Read aloud the With My Family suggestions. Invite your child to choose one or more to complete today.



Living a Moral Life

Engage: Page 90


- ▶ **Say:** *Think of a time that someone encouraged or praised you. How did it make you feel?*
- ▶ Read aloud the session title and the text below it. Discuss your child's responses.
Say: *In this session we'll learn how the choices we make can help us live a happy and moral life.*
- ▶ **Optional use of Media Manual:** From your Bible, read together Colossians 3:12–17. You may also listen to the audio recording and read the accompanying article through the media manual.
- ▶ Together think of synonyms for these words: *happy, nice, good, and friend*. Make a list of your words to expand your "good word" vocabulary. Pray aloud the prayer together.

Explore: Pages 90–91

- ▶ **Say:** *Name three things you remember about making a good choice.* Encourage your child to look back at page 87 to review the entire list.
- ▶ Read aloud the first two sections on page 90. Point out the vocabulary words.
Say: *If we remember that we are all made in God's image, then we will learn to use words that show respect for the dignity of each person and to talk to others as we would like to be spoken to.*
- ▶ Have your child read aloud Sin's Social Side on page 91. **Say:** *We have a responsibility to think of others when we act and understand that our actions have consequences.*
- ▶ Read aloud Exploring the Social Effects of Sin and of Doing Good.
- ▶ Read aloud the Reading God's Word feature. **Ask:** *How does this passage relate to what we are learning in this session?* (We can use our words to bring peace and love. We can be helpful and say encouraging things to those in conflict or in trouble.)

Art Exploration: Page 190

- ▶ Find in a magazine, in a book, or online a picture of people whispering to one another.
- ▶ **Ask:** *What do you see in this picture?* Encourage your child to describe the picture in detail, including the setting and the people's body language.
- ▶ **Say:** *Instead of misusing words, we are called to use our words with the wisdom that comes from God.*
- ▶ Have your child turn to page 190. Read aloud the introduction and discuss the question.




- ▶ Have your child read aloud Words Out of Control. **Ask:** *How can words get out of control?* (Once we say something to others, it's impossible to take our words back or keep others from repeating what we said.)
- ▶ Read aloud Words Can Hurt You and have your child write a poem. Encourage him or her to share the poem with you and with other family members.
- ▶ Have your child close his or her eyes and imagine walking by some people talking to each other. Tell your child that these people are speaking meanly about someone else. Ask your child to think about what he or she would do in this situation. **Say:** *Let's ask God to bless our words and to help us think kindly before we speak.*

Reflect: Page 92

- ▶ Together look at page 92. **Say:** *When you are tempted to use the name of God, Jesus Christ, Mary, or the saints in an offensive way or to say hurtful things to others, you can pray this psalm as a short prayer of strength.*
- ▶ Read aloud the first paragraph. Then take turns praying aloud the verses. Read aloud the last two paragraphs slowly, pausing after each sentence to give your child time to reflect on the words. Conclude by praying *Amen*.
- ▶ Have your child read aloud The Positive Power of Words and complete the activity.

Respond: Page 93

- ▶ Ask your child to read aloud the Faith Summary. Review the Words I Learned in this session. Read aloud Ways of Being Like Jesus. Ask your child to suggest specific ways he or she can use kind words to help others see God's love.
- ▶ Read aloud the prayer as your child follows along. Pray the Sign of the Cross together.
- ▶ Read aloud the With My Family suggestions. Invite your child to choose one or more to complete today.



Growing in Holiness

Engage: Page 94


- ▶ Talk about the different ways your child has changed since kindergarten. **Say:** *You are also growing spiritually—in prayer, in taking responsibility, and in making choices.*
- ▶ Read aloud the session title and the text in the blue box. Discuss your child's responses. **Say:** *In this session we'll focus on the fact that our bodies and spirits are gifts from God and that we have a responsibility to take care of them.*
- ▶ **Optional use of Media Manual:** From your Bible, read together 1 Peter 2:1–10. You may also listen to the audio recording and read the accompanying article through the media manual.
- ▶ Together think of healthy ways to take care of your body today. Pray aloud the prayer together.

Explore: Pages 94–95

- ▶ **Ask:** *What do you think it means to act morally?* Share your own ideas with your child.
- ▶ Read aloud the first two sections on page 94. **Ask:** *Whom do we reflect when we act morally?* (Jesus)
- ▶ Have your child read page 95 silently. Point out the vocabulary word. **Ask:** *What ways can you use your body to glorify God?* (using our voices to sing and praise God, using our eyes to see where help is needed, hugging someone to show love, using our athletic skills to full potential)

Art Exploration: Page 191

- ▶ Find in a magazine, in a book, or online an image of Kateri Tekakwitha surrounded by different symbols of her faith and culture.
- ▶ **Say:** *What do you see in this picture?* Encourage your child to describe the picture in detail, including the symbols shown in the artwork.
- ▶ **Say:** *Kateri Tekakwitha accepted Jesus and the Christian faith but still loved her people and wanted their culture and history to remain part of her life.*
- ▶ Have your child turn to page 191. Read aloud the introduction and discuss the question.
- ▶ Have your child read aloud Saint Kateri Tekakwitha. **Ask:** *How was Tekakwitha like some of the other saints about whom we've read?* (She chose Jesus above all else. She made hard choices. She helped people. She lived her life according to Jesus' example.)
- ▶ Read aloud Personal Decisions. Allow time for your child to complete the activity.
- ▶ Read aloud the Sacred Site feature. **Say:** *Tekakwitha had to sacrifice the acceptance of her people to follow Christ's teaching.*
- ▶ Invite your child to make a self-portrait in the iconographic style. Tell your child to include symbols of faith and other images that are meaningful to him or her. Discuss the elements of the self-portrait and display it in your home.




Reflect: Page 96

- ▶ Together look at page 96. **Say:** *You can use your imagination to make prayer time more meaningful. Use all your senses and imagine yourself with Jesus.*
- ▶ Read aloud the first paragraph. Ask your child to read silently along with you as you read aloud the Scripture passage. Read aloud the second and third paragraphs, pausing after each. Allow a minute after the last paragraph for personal reflection. Conclude the reflective prayer by praying the Sign of the Cross.
- ▶ **Ask:** *How do we know how Jesus wants us to act?* (from the Gospels, which tell us Jesus' teaching and show us how he lived) Read aloud the first paragraph of Seeing Jesus as Teacher and Model of the Moral Life. Complete the activity together.

Respond: Page 97

- ▶ Ask your child to read aloud the Faith Summary. Review the Word I Learned in this session. Read aloud Ways of Being Like Jesus. Ask your child to suggest specific ways to be respectful to others and to be true to himself or herself.
- ▶ Read aloud the prayer as your child follows along. Pray the Sign of the Cross together.
- ▶ Read aloud the With My Family suggestions. Invite your child to choose one or more to complete today.



The Way to Jesus

Engage: Page 98


- ▶ **Ask:** What are some qualities good neighbors have? What do good neighbors do for one another?
- ▶ Read aloud the session title and the text below it. Discuss your child's responses.
Say: In this session we'll learn how our actions in this life affect our final judgment and relationship with God in eternal life.
- ▶ **Optional use of Media Manual:** From your Bible, read together Luke 6:20–26. You may also listen to the audio recording and read the accompanying article through the media manual.
- ▶ Ask your child to think about ways he or she can be a good neighbor in your neighborhood and in the classroom. Pray aloud the prayer together.

Explore: Pages 98–99

- ▶ Together give examples of ways you have seen or read about people helping one another in movies, on TV shows, or in books. Consider putting one of these suggestions into action today.
- ▶ Have your child read silently The Meaning of Judgment on page 98. Point out the vocabulary words. **Ask:** What is God's intention for us? (to have us share eternal life with him) **Say:** According to Church teaching, there are two judgments for each person: one is a particular judgment at death, and the other is a final judgment at the end of the world, when the soul will be reunited with the body.
- ▶ Read aloud We Pray for Those in Purgatory on page 99 and point out the vocabulary word. **Say:** Purgatory is the final step before complete union with God by people who are still imperfect because of sin.
- ▶ Read aloud the Did You Know . . . ? feature. **Say:** A Holy Year occurs every 25 years and the next scheduled Holy Year will be in 2025.

Art Exploration: Page 192

- ▶ Find in a magazine, in a book, or online an image that depicts the seven levels of Heaven, from those condemned to Hell to those chosen to be with God.
- ▶ **Ask:** What do you see in this picture? Encourage your child to describe the picture in detail, including who they see on each level shown in the artwork.
- ▶ **Say:** Living as faith-filled followers of Jesus' means living with our Father in Heaven.
- ▶ Have your child turn to page 192. Read aloud the introduction and discuss the question.




- ▶ Have your child read aloud Jesus Judges All. **Say:** *Having food, clothes, and somewhere to sleep are things everyone should have, but some people don't. God wants us to take care of one another, especially in these most basic ways.*
- ▶ Read aloud Acting in Faith and have your child complete the activity.
- ▶ Tell your child to imagine a new person at school who wears unusual clothes, brings unfamiliar food for lunch, and looks different from the other students. Ask your child to think for a minute about how he or she would respond. Then tell your child that the new person is Jesus. **Say:** *Let us pray. God, remind me that Jesus is present in each person I meet. Help me treat others, regardless of how they look or speak, as I would treat Jesus. Amen.*

Reflect: Page 100

- ▶ Together look at page 100. **Say:** *The boy in the picture is visiting the older man. As you pray, think about how Jesus calls each of us to respond to the needs of our neighbors, even when it is difficult.*
- ▶ Have your child read silently the first paragraph. Tell your child that the items in the list are called the Corporal Works of Mercy. After reading aloud the list, pause for a moment of reflection. Read aloud the rest of the page. Conclude by praying *Amen*.
- ▶ Have your child read aloud Knowing How to Treat Your Neighbor. Work together to think of ways to help those around you.
- ▶ Read aloud the Reading God's Word feature. **Say:** *In this passage from the New Testament, Jesus tells us that he will come to judge us according to how we act.*

Respond: Page 101

- ▶ Ask your child to read aloud the Faith Summary. Review the Words I Learned in this session. Read aloud Ways of Being Like Jesus. Ask your child to suggest specific ways to offer friendship to someone in his or her class who does not have many friends.
- ▶ Read aloud the prayer as your child follows along. Pray the Sign of the Cross together.
- ▶ Read aloud the With My Family suggestions. Invite your child to choose one or more to complete today.



Celebrating Easter

Engage: Page 102


- ▶ Show your child an Easter lily or a picture of one. **Ask:** *What can you tell me about this lily? (It's a plant we see in the spring and use to decorate at Easter.)* **Say:** *Easter, a celebration in the spring, is like this lily—beautiful and full of new life.*
- ▶ Read aloud the session title and the text. Return to the Easter lily. **Say:** *Even when the leaves of lilies turn brown, they are not dead. Lilies grow from bulbs and continue to thrive. Lent, like a bulb in winter, is a time of waiting. Easter, like a blooming lily, celebrates new life. In this session we'll learn that Easter is the time we celebrate the risen Jesus.*
- ▶ **Optional use of Media Manual:** From your Bible, read together Matthew 16:24–28. You may also listen to the audio recording and read the accompanying article through the media manual.
- ▶ Discuss ways that your family celebrates Easter. Pray aloud the prayer together.

Explore: Page 103

- ▶ **Ask:** *What is the work of a missionary?* Together find out if there are mission groups in your area and learn more about them.
- ▶ Have your child read silently Our Mission During Easter. Point out the vocabulary word. **Say:** *We must answer God's call and do all we can to serve one another, including members of our family, our friends and neighbors, and people around the world whom we've never met.*
- ▶ Have your child read aloud My Mission and complete the activity.
- ▶ Read aloud the Reading God's Word feature. **Say:** *In his Gospel, Mark emphasizes the importance of serving others rather than being served.*

Reflect: Page 104

- ▶ Share a church bulletin with your child, pointing out the many activities. **Ask:** *Which activities are inspiring to you?*
- ▶ Read aloud Mass During Easter and What We Experience. **Say:** *During the Easter season, we celebrate more than the Resurrection. We also celebrate Jesus' Ascension into Heaven and the Holy Spirit coming on Pentecost.*
- ▶ Have your child read aloud Serve the Lord and Others and complete the activity.
- ▶ Read aloud the Did You Know...? feature. **Say:** *The Feast of the Ascension celebrates Jesus' Ascension into Heaven 40 days after his Resurrection, on the sixth Thursday after Easter, or the seventh Sunday of Easter, depending on the diocese.*



Art Exploration: Page 193

- ▶ Find in a magazine, in a book, or online a picture that shows Jesus' disciples receiving the Holy Spirit.
- ▶ **Ask:** *What do you see in this picture?* Encourage your child to describe the picture in detail, including the symbol of fire and the expressions on the people's faces.
- ▶ **Say:** *Easter is a time to reflect on the mission we are being given by Jesus.*
- ▶ Have your child turn to page 193. Read aloud the introduction and discuss the question.
- ▶ Have your child read aloud the page. **Say:** *It is now 2,000 years later. The Holy Spirit is still giving us strength and confidence to tell others about the promise of Salvation through Jesus Christ.*
- ▶ Allow time for your child to complete the activity and share the response with you.
- ▶ **Say:** *Easter is a joyful season because although Christ had died, he is now risen. Imagine you are one of the disciples visited by the Holy Spirit. Imagine what the scene is like. Allow your child a few moments of quiet reflection. Say: Let us pray. God, thank you for sending your Son to save us from sin. Help us serve others as Jesus has. Amen.*

Respond: Page 105

- ▶ Ask your child to read aloud the Faith Summary. Review the Words I Learned in this session. Read aloud Ways of Being Like Jesus. Ask your child to suggest specific ways he or she can do a nice deed without expecting a thank-you in return.
- ▶ Read aloud the prayer as your child follows along. Pray the Sign of the Cross together.
- ▶ Read aloud the With My Family suggestions. Invite your child to choose one or more to complete today.